



North Lawrence Community Schools

**Board Meeting
November 21, 2019**



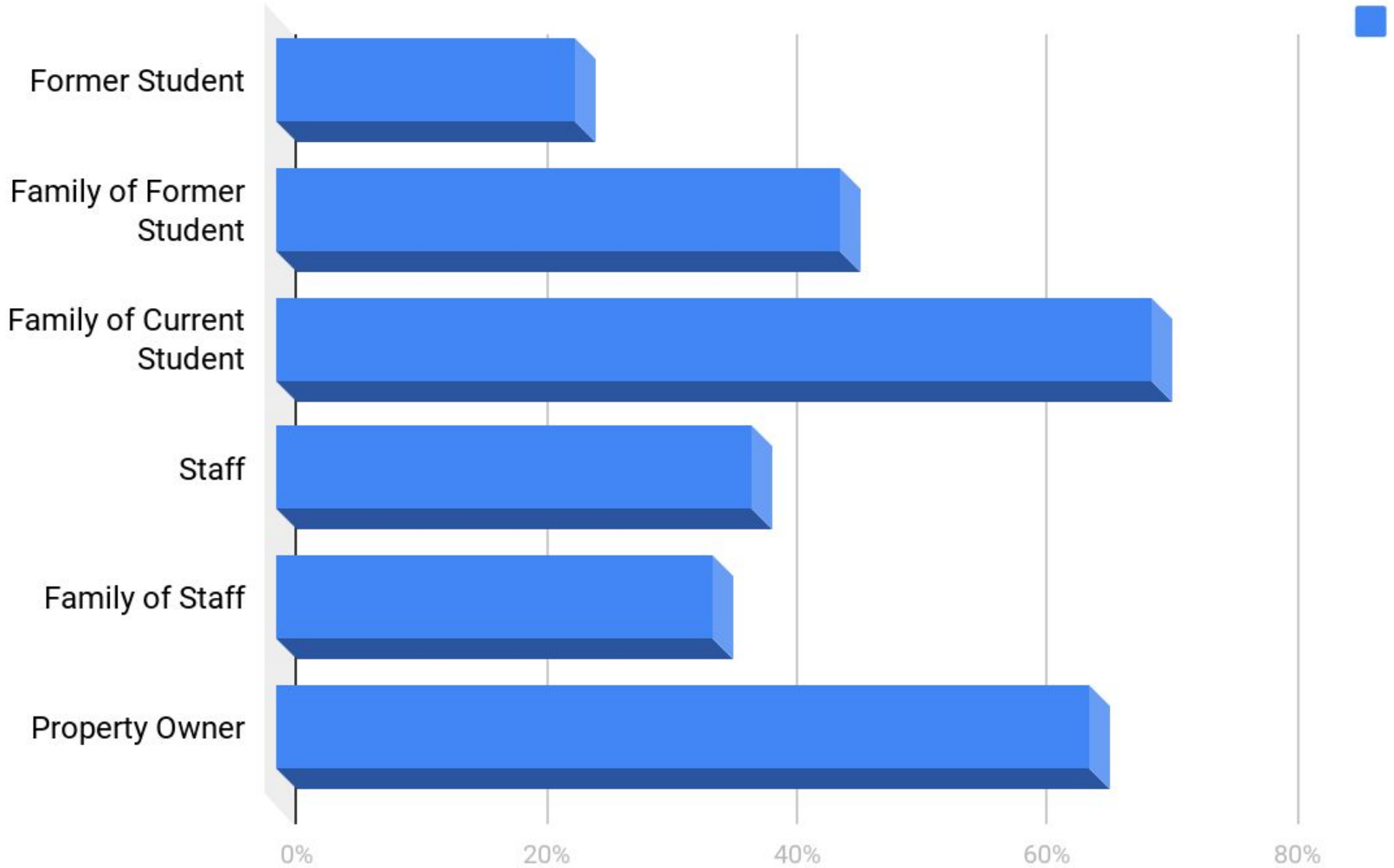
Objective

The committee will
REVIEW data,
GATHER input from
experts and community
stakeholders, and **SET**
a vision for 2020 and
beyond.





Committee Connections





North Lawrence Community Schools



Visionary Committee Meeting Outline

Purpose Setting

- Review District Data
- Develop Committee Purpose

1

Facilities

- Review State of Facilities
- Outline Strengths
- Identify Gaps

2

Opportunities

- Overview Academic, Extra-Curricular, and Club Offerings
- Review Staff Development Practices

3

Financial

- State of District Finances
- Identify Cost-Saving Measures
- Strategize Future Stability

4

Prototype

Solutions

- Align Opportunities
- Address Identified Gaps
- Develop Potential Solutions

5

Refinement

Revision/Proposal

- Consider Feedback
- Revise Potential Solutions
- Submit Recommendations to School Board

6



North Lawrence Community Schools



Visionary Committee Meeting Outline

Solutions

- Align Opportunities
- Address Identified Gaps
- Develop Potential Solutions

November 6

Visionary Committee
Meeting

November 14

Public Input Session

Revision/Proposal

- Consider Feedback
- Revise Potential Solutions
- Submit Recommendations to School Board

November 20

Visionary Committee
Meeting

November 21

NLCS Board Meeting

December 19

NLCS Board Meeting



Visionary Statement

To best prepare our students, we must support our dedicated employees. In maintaining an effective student to teacher ratio, we will increase support for right-sizing our school corporation in an expedited manner. This will address that five out of ten of our elementary schools operate in the red while acknowledging the size of the school district, population trends, and state funding formula. Our vision is to support a community that is sustainable, healthy, and viable.



Proposal Meeting Tallies

PLAN	Tallies
Plan 1	0
Plan 2	14
Plan 3	7
Alternate Plan	2

Community Feedback Discussion

235 Responses

Agree Change is Needed	86
Building Concerns	37
Bus Concerns	37
Capacity	23
Class Size	37
Cost Savings Transparency	30
Emotional Ties	62
Special Education	15
Financial Stability	25

Plan 1	49
Plan 2	33
Plan 3	42

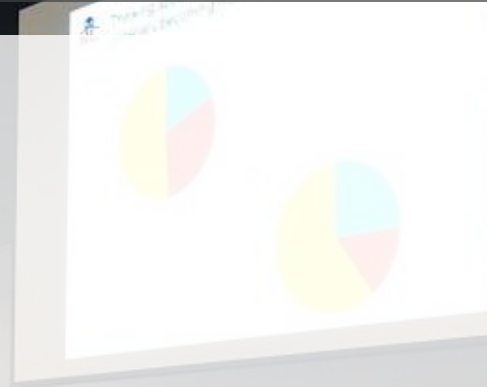
Negative	33
Other Plans	88
Positive	22
Sports	13
Tax Impact	13
Teacher Jobs	10
Visionary Committee	14
More Communication	45
More Time	28
Workforce	6

Community Input Session

Class size	15
Building Concerns	52
Transportation	34
Safety	10
Cost Savings Transparency	45
Special Education	10

630 Attended

66 People Spoke





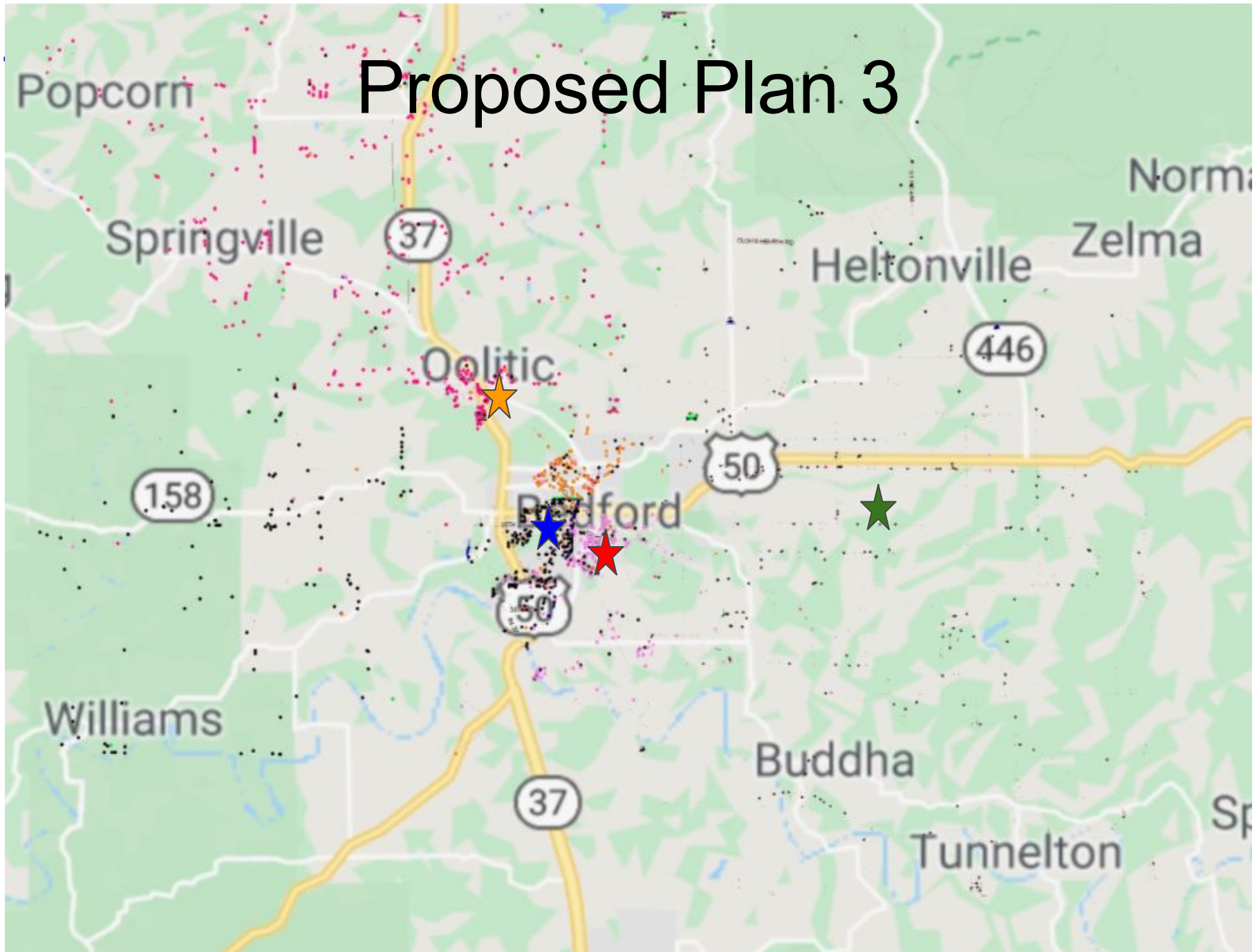
Committee Recommendation

ANSWER CHOICES	RESPONSES
Plan 1	0.00%
Plan 2	9.52%
Plan 3	61.90%
Other (please specify)	Responses 28.57%

Plan 2 - 90% Confidence
Plan 3 - 84% Confidence
Other - 88% Confidence

#	OTHER (PLEASE SPECIFY)
1	Plan 3 except with Needmore instead of Lincoln
2	Close Heltonville, Fayetteville Needmore and Stalker and Shawswick Middle School,,
3	School on west side. Two middle schools. Don't fix up BMS just to build new middle school in couple years
4	3, but consider Needmore instead of Lincoln
5	Plan 3, but keep Springville as the 4th elementary and make improvements to increase capacity and serve the northwest part of the district and draw students from economic hubs of Crane and Bloomington.
6	3 elementary 2 Jr highs. 1 high school with no buildings that would be closed when a new middle school is built

Proposed Plan 3





Plan 3 Elementary Staffing

Dollens							
	Teachers	Rooms	Students	Average Class Size	Special Education Rooms	Related Arts Rooms	Extra Rooms
Kindergarten	5	5	91	18	2 Self-contained 2 Resource	Art Music Library Gym	2 Instructional Spaces / Classrooms 1 Auxiliary Gym 1 Multi-purpose
1st Grade	5	5	91	18			
2nd Grade	4	4	82	21			
3rd Grade	5	5	99	20			
4th Grade	4	4	99	25			
5th Grade	4	4	98	25			
6th Grade	4	4	92	23			
Total	31	31	652				

Lincoln							
	Teachers	Rooms	Students	Average Class Size	Special Education Rooms	Related Arts Rooms	Extra Rooms
Kindergarten	3	3	59	20	2 Resource	Art Music Library Gym	2 Instructional Spaces / Classrooms
1st Grade	3	3	59	20			
2nd Grade	3	3	49	16			
3rd Grade	2	2	41	21			
4th Grade	2	2	48	24			
5th Grade	2	2	58	29			
6th Grade	2	2	48	24			
Total	17	17	362				

Parkview							
	Teachers	Rooms	Students	Average Class Size	Special Education Rooms	Related Arts Rooms	Extra Rooms
Kindergarten	5	5	104	21	2 Self-contained 2 Resource	Art Music Library Gym	5 Instructional Spaces / Classrooms
1st Grade	5	5	104	21			
2nd Grade	5	5	101	20			
3rd Grade	4	4	81	20			
4th Grade	4	4	86	22			
5th Grade	4	4	101	25			
6th Grade	4	4	112	28			
Total	31	31	689				

Shawswick							
	Teachers	Rooms	Students	Average Class Size	Special Education Rooms	Related Arts Rooms	Extra Rooms
Kindergarten	5	5	93	19	2 Self-contained 2 Resource	Art Music Library Gym	3 Instructional Spaces / Classrooms 1 Auxiliary Gym
1st Grade	5	5	93	19			
2nd Grade	5	5	88	18			
3rd Grade	4	4	74	19			
4th Grade	4	4	98	25			
5th Grade	4	4	86	22			
6th Grade	3	3	75	25			
Total	30	30	607				



Plan 3 Elementary Staffing

	Current Staffing	Projected Staffing
Kindergarten	17	18
1st Grade	16	18
2nd Grade	14	17
3rd Grade	14	15
4th Grade	13	14
5th Grade	14	14
6th Grade	14	13
Total	102	109



Middle School

Projected Enrollment	
7th	365
8th	394

Classroom Rooms	Special Education Rooms	Related Arts Rooms	Extra Rooms
35	2 Self-contained 2 Resource	Art Choir Band Orchestra Library Gym	1 Auxiliary Gym Potential for Classroom Space in Auxiliary Building

SEVENTH GRADE

- 3 Teams (English, Math, Science, Social Studies)
 - 3 English Teachers
 - 3 Math Teachers
 - 3 Science Teachers
 - 3 Social Studies Teachers
- 3 Periods of Electives
 - Core Electives
 - PLTW Gateway to Technology
 - Art
 - General Music
 - FACS/Exploring for Careers
 - Health
 - PE
 - Band
 - Orchestra
 - Choir

EIGHTH GRADE

- 3 Teams (English, Math, Science, Social Studies)
 - 3 English Teachers
 - 3 Math Teachers
 - 3 Science Teachers
 - 3 Social Studies Teachers
- 3 Periods of Electives
 - Core Electives
 - PLTW Gateway to Technology
 - Art
 - General Music
 - FACS/Exploring for Careers
 - Health
 - PE
 - Band
 - Orchestra
 - Choir



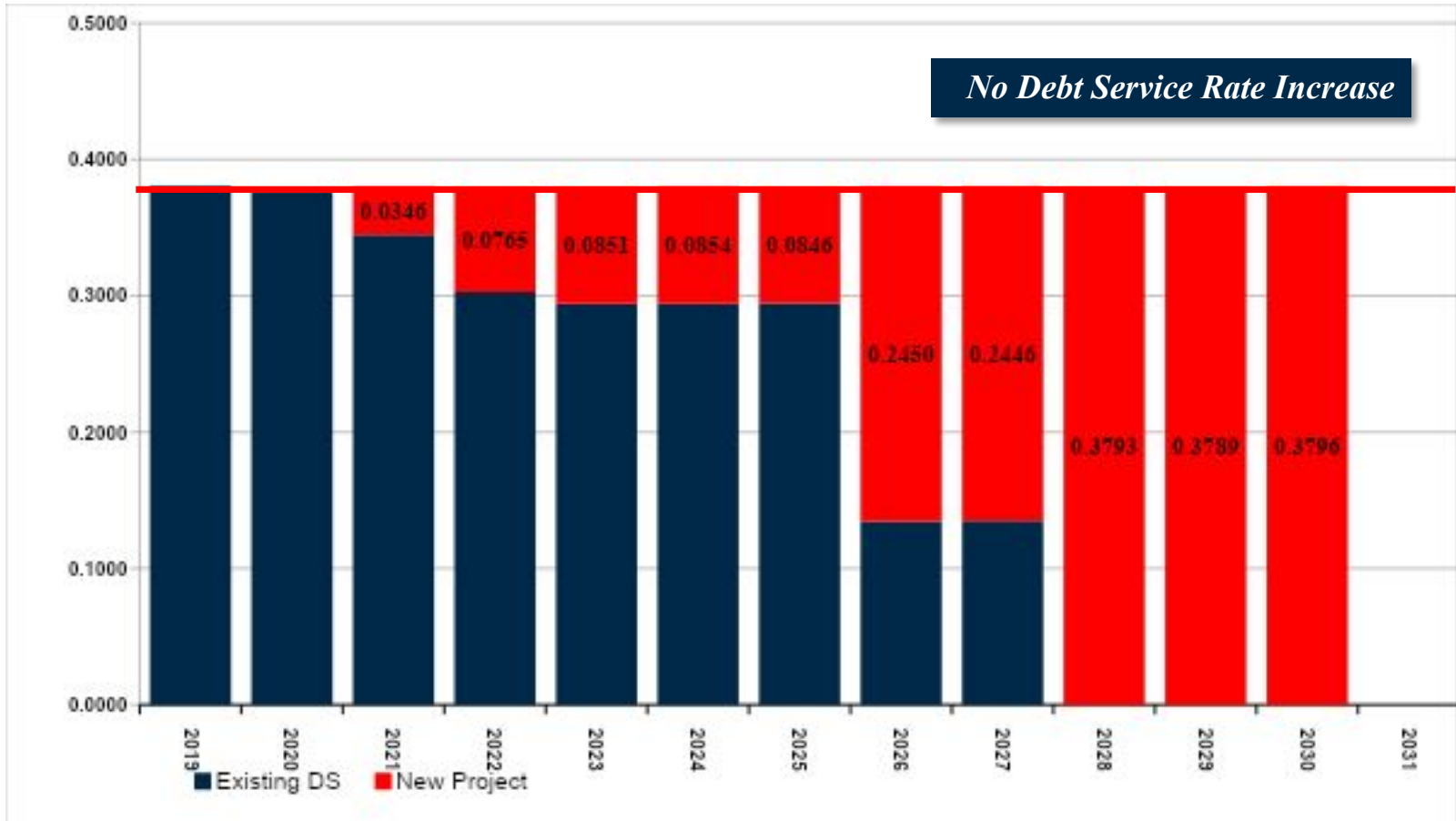
Plan 3 Supports

Role	Current	Proposed
Principal	1	1
Assistant Principal	0	1
Nurse	0.25	1
Reading Specialist	0	1
Instructional Coach	0	1
Counselor/Social Worker	0.5	1
School Psychologist	0.2	1
Behavior Specialist	0.2	1
Art Teacher	< 0.5	1
Music Teacher	< 0.5	1
Physical Ed. Teacher	< 0.5	1



Things to Keep in Mind:

- Future Building--Middle School
 - Current BMS is 98 years old
 - 2004 Renovation was to expand life for 20 years.
 - Limited Athletic Facilities
- Debt Falling Off



Notes:

- (1) Debt Service Rate includes miscellaneous revenues (FIT/PCA, License Excise Taxes, CVET).
- (2) Debt Service Rate is calculated using pay 2020 Certified Net Assessed Value of \$1,152,323,064 with no growth factor.



Stalker Elementary

- Early Learning Center
- Gateway Academy
- Joint Services



Needmore Elementary

- Explore re-purpose options



	Plan 1	Plan 2	Plan 3
All Schools Open	✓	✗	✗
Maintain Current NLCS Student:Teacher Ratio	✗	✓	✓
Maximize Efficiency of Support Services	✗	✓	✓
Cost Savings = Future Salary Increases	✗	✓	✓
Guaranteed Teacher Reduction	✓	✗	✗
Increased Teacher Collaboration	✗	✓	✓
Tax Impact	✓	✗	✗
Increase State Funding	✗	✗	✗
Athletic Facilities Upgrades	✗	✗	✗
Equal Access to Student Opportunities	✗	✓	✓
Ability to Address Facility Upgrades	✗	✓	✓
More room for diverse learning spaces	✓	✗	✓